


4' Dynamo Trifecta™ Display 6' Dynamo Trifecta™ Display

141007, 141009
141008, 141010

Product Parts


- Display
- 3 - Graphic Panels
- Soft Carry Case



(A)



(B)




(C)



Display Set-Up

Step 1

Lay display (A) flat on table. Place graphic panels (C) Velcro™ side down, on Velcro™ receptive panels of the display (A).



Step 2


Unfold side panels to approximately 30° angles and set on tabletop.



Disassembly Instructions

Step 1

Fold panels together in Z-shaped pattern, and lay it flat.



Storage

Store in soft carry case (B).

Care

Spot clean with damp cloth.