Formulate:
10’ Tower 02

(3) prints create 1 structure

LEFT AND RIGHT PANELS
Total Graphic Area: 66.5”w x 124”h
Total Finished Area: 62.5”w x 120”h

BACK PANEL
Total Graphic Area: 39.5”w x 124”h
Total Finished Area: 35.5”w x 120”h

Please be sure to include a 2” bleed around the perimeter. DO NOT design any critical elements (text, logos, etc.) within 2” of the edge (gray area is recommended safe area).

General Art Guidelines:

- CMYK Color Mode
- All Solid Coated Pantone colors should be called out in the art as spot colors
- Embed all images and support files
- Resolution must be 100-120 ppi
- All fonts must be created to outlines
- Do not scale artboard
- Background color/images must bleed to the edge of artboard
- Do not use spot colors from template in your artwork as they will not print

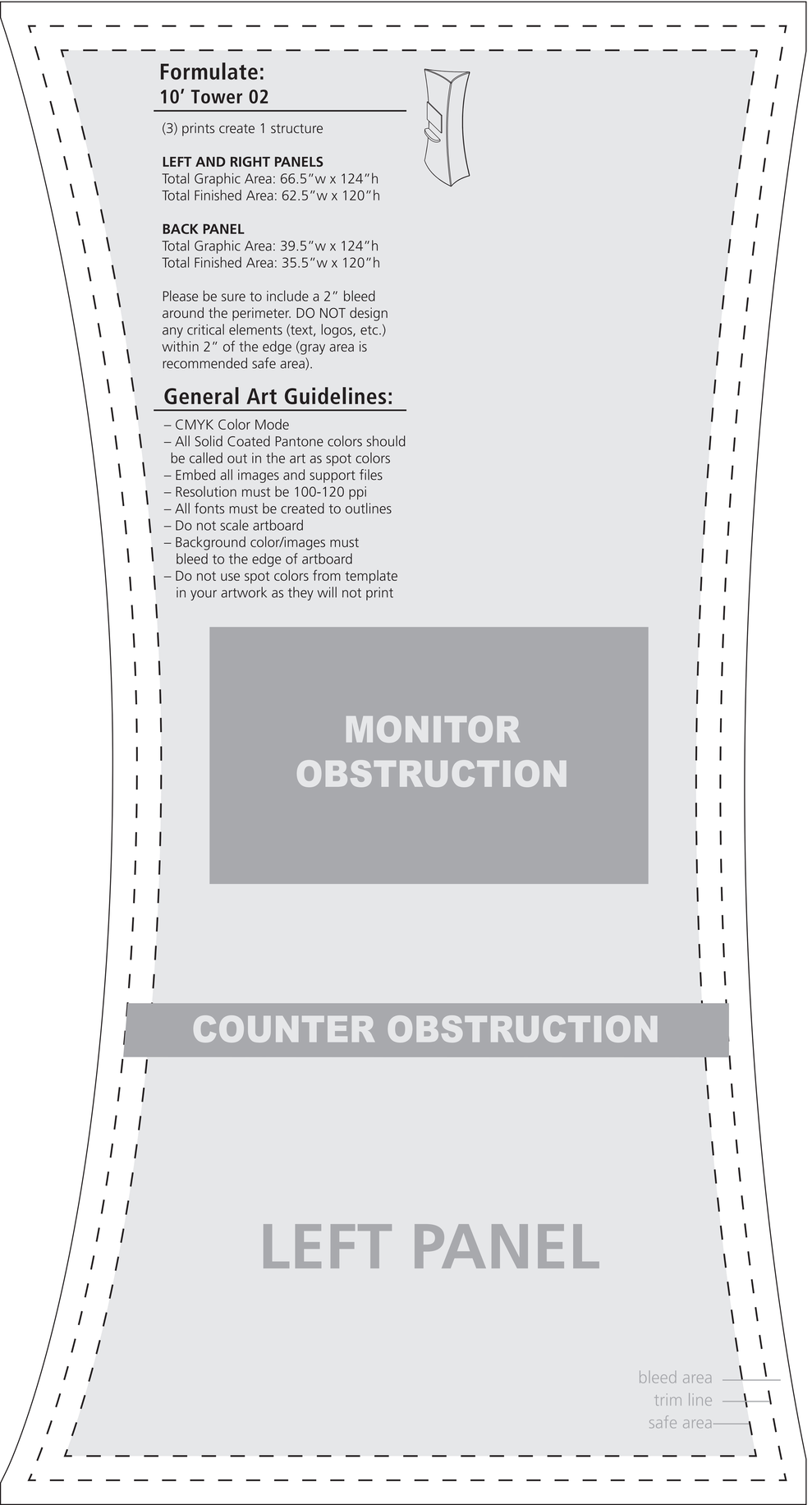

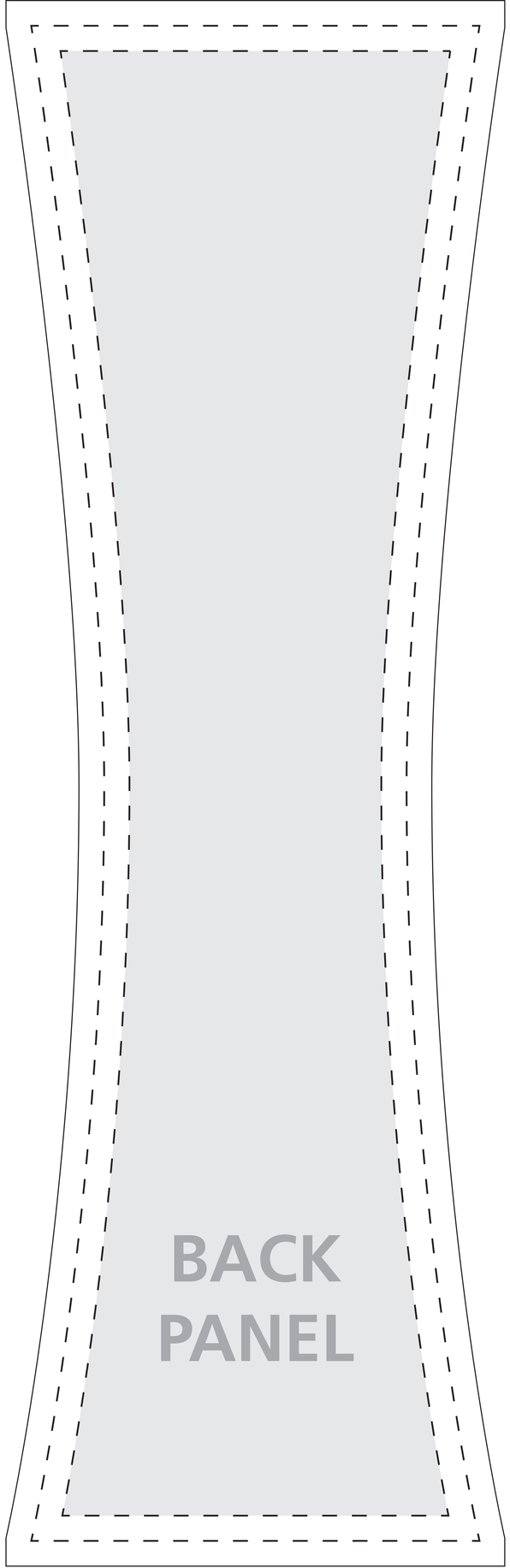

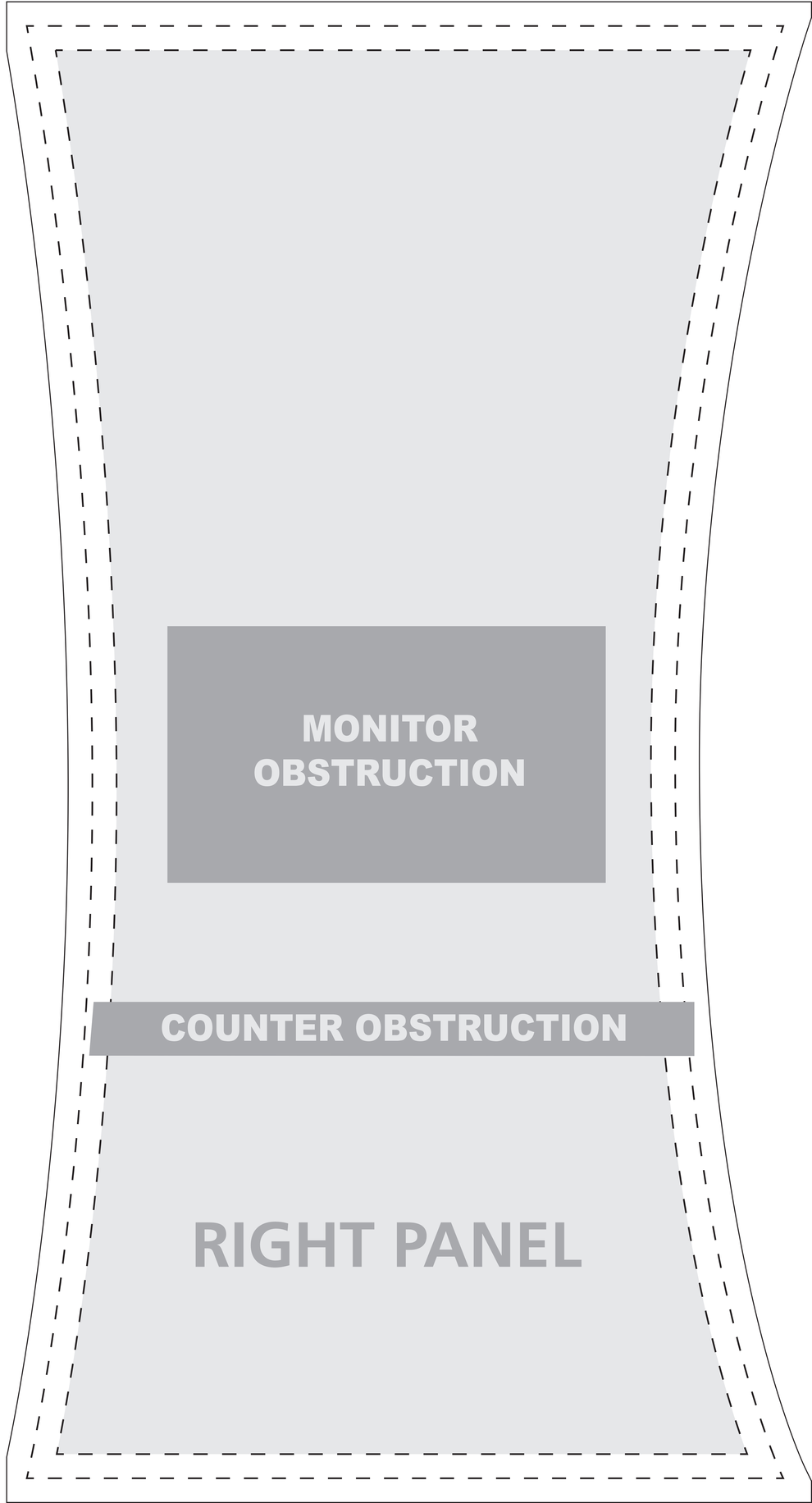

Formulate:
10’ Tower 02

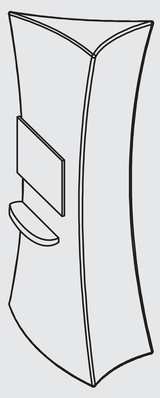

(3) prints create 1 structure

LEFT AND RIGHT PANELS
Total Graphic Area: 66.5”w x 124”h
Total Finished Area: 62.5”w x 120”h

BACK PANEL
Total Graphic Area: 39.5”w x 124”h
Total Finished Area: 35.5”w x 120”h

Please be sure to include a 2” bleed around the perimeter. DO NOT design any critical elements (text, logos, etc.) within 2” of the edge (gray area is recommended safe area).

General Art Guidelines:

- CMYK Color Mode
- All Solid Coated Pantone colors should be called out in the art as spot colors
- Embed all images and support files
- Resolution must be 100-120 ppi
- All fonts must be created to outlines
- Do not scale artboard
- Background color/images must bleed to the edge of artboard
- Do not use spot colors from template in your artwork as they will not print

MONITOR OBSTRUCTION

COUNTER OBSTRUCTION

LEFT PANEL

bleed area
trim line
safe area

BACK
PANEL

MONITOR OBSTRUCTION

COUNTER OBSTRUCTION

RIGHT PANEL