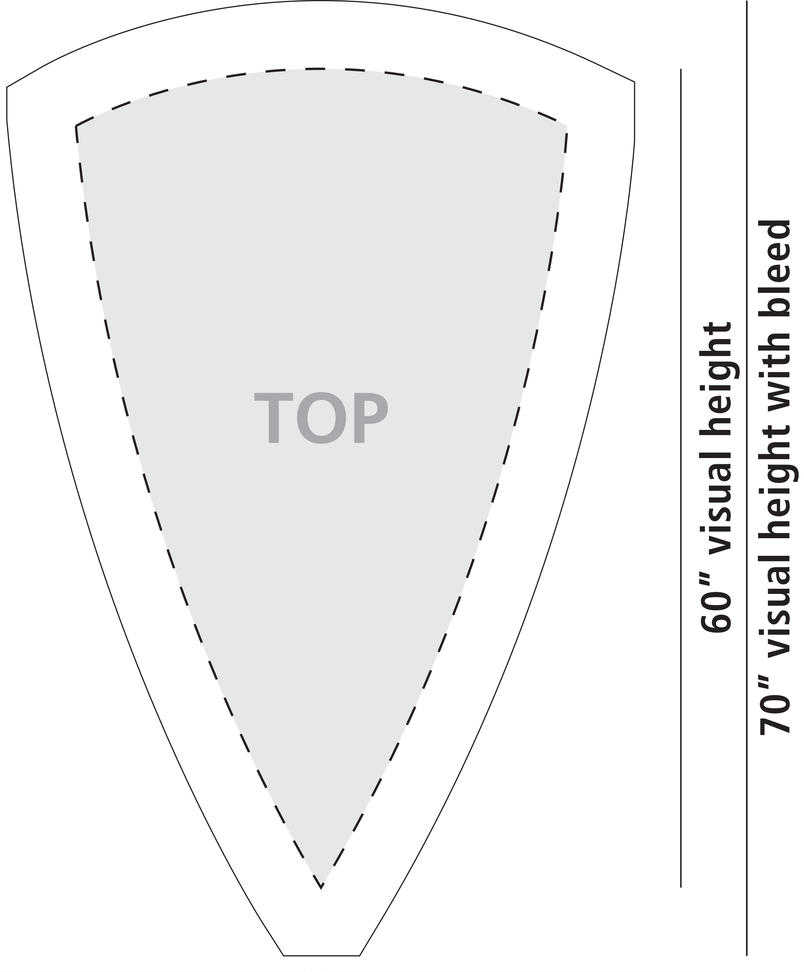

Shield Tower:
Shield Tower 03

TEMPLATE IS @ 1/2 SIZE
TOP PANEL
Total Graphic Area: 46″w x 70″h
Total Finished Area: 36″w x 60″h

LEFT AND RIGHT PANELS
Total Graphic Area: 69″w x 154″h
Total Finished Area: 59″w x 144″h

BACK PANEL
Total Graphic Area: 47.2″w x 154″h
Total Finished Area: 37.2″w x 144″h

Please be sure to include a 5″ bleed around the perimeter. DO NOT design any critical elements (text, logos, etc.) within 2″ of the edge (gray area is recommended safe area).

General Art Guidelines:

- CMYK Color Mode
- All Solid Coated Pantone colors should be called out in the art as spot colors
- Embed all images and support files
- Resolution must be 200-240 ppi @ 1/2 size, 100-120ppi @ 100% size
- All fonts must be created to outlines
- Do not scale artboard
- Background color/images must bleed to the edge of artboard
- Do not use spot colors from template in your artwork as they will not print

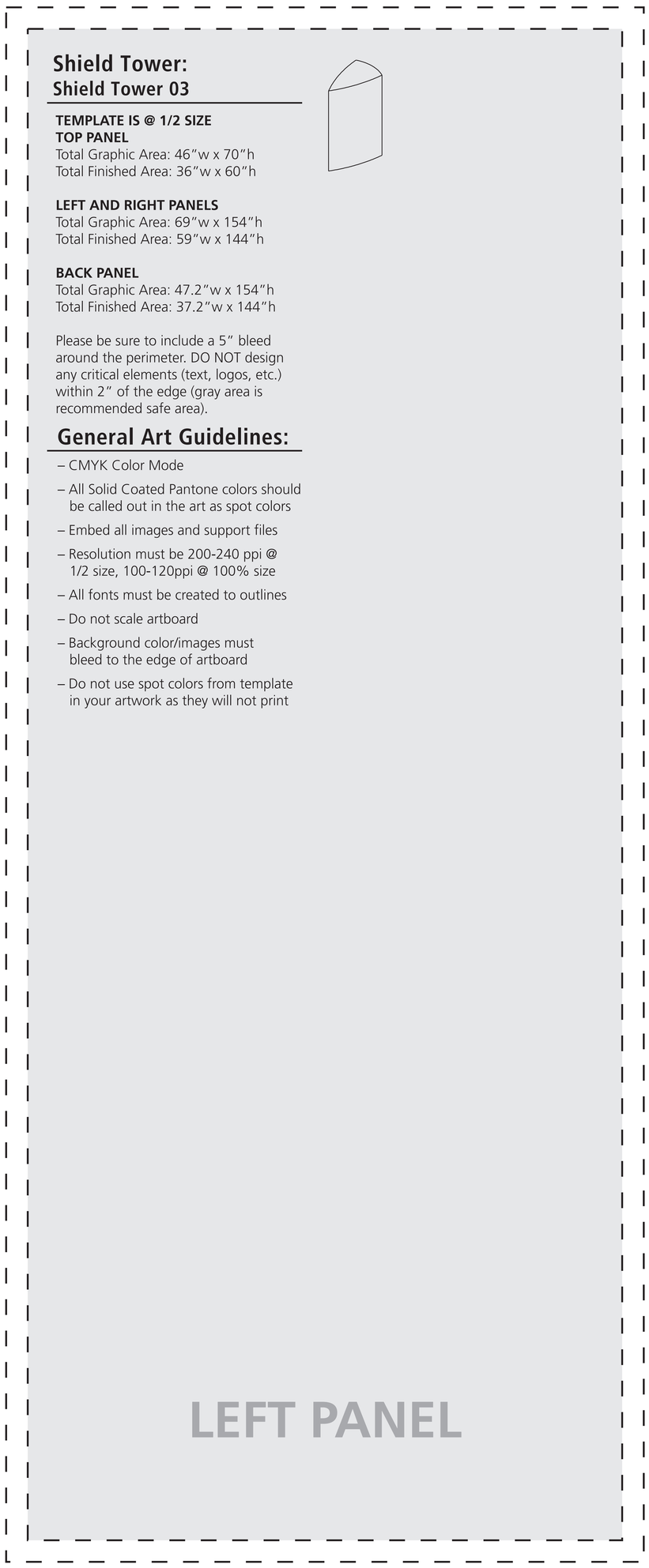



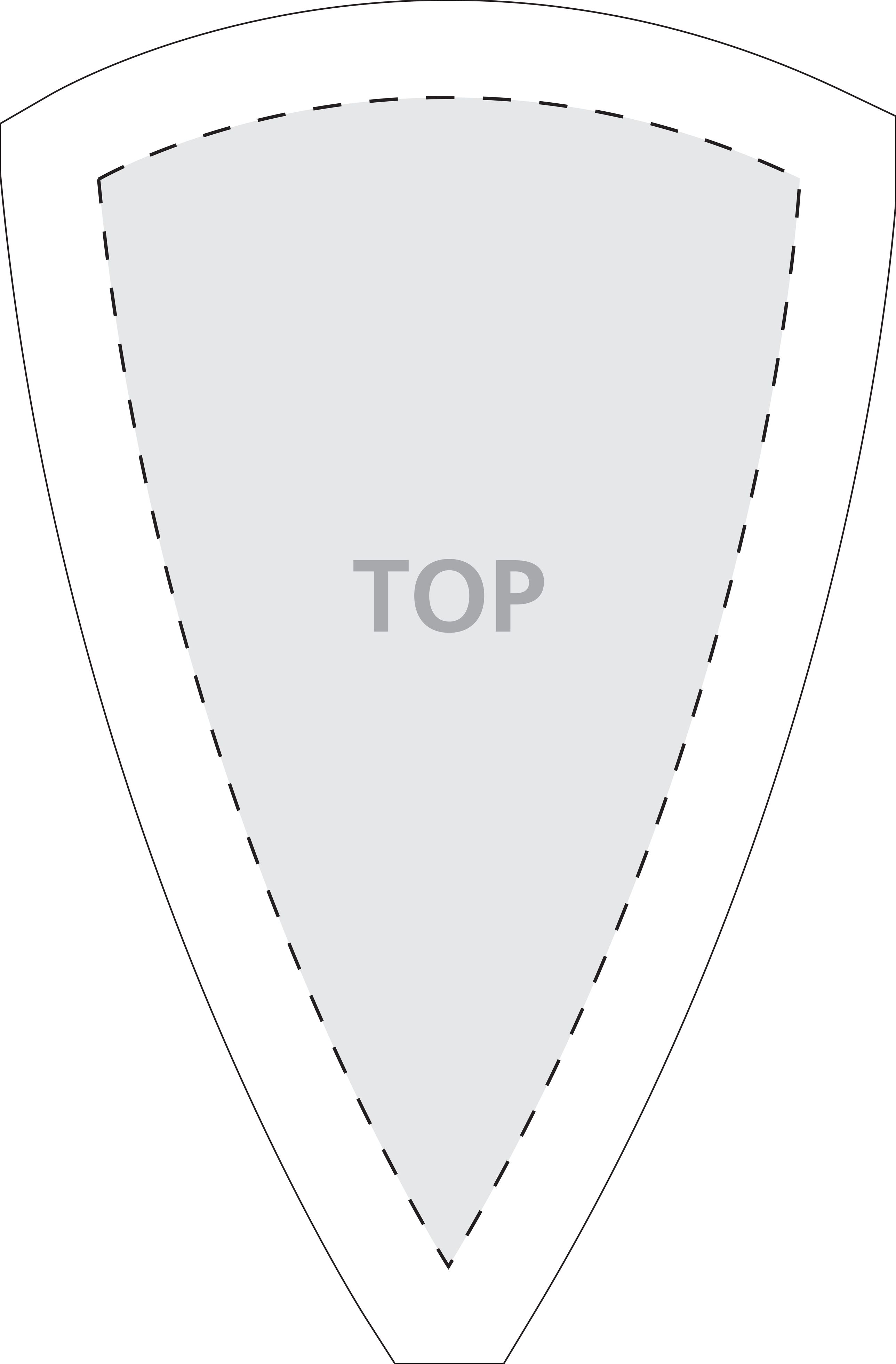
TOP

Shield Tower:
Shield Tower 03

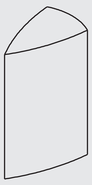

TEMPLATE IS @ 1/2 SIZE
TOP PANEL
Total Graphic Area: 46”w x 70”h
Total Finished Area: 36”w x 60”h

LEFT AND RIGHT PANELS
Total Graphic Area: 69”w x 154”h
Total Finished Area: 59”w x 144”h

BACK PANEL
Total Graphic Area: 47.2”w x 154”h
Total Finished Area: 37.2”w x 144”h

Please be sure to include a 5” bleed around the perimeter. DO NOT design any critical elements (text, logos, etc.) within 2” of the edge (gray area is recommended safe area).

General Art Guidelines:

- CMYK Color Mode
- All Solid Coated Pantone colors should be called out in the art as spot colors
- Embed all images and support files
- Resolution must be 200-240 ppi @ 1/2 size, 100-120ppi @ 100% size
- All fonts must be created to outlines
- Do not scale artboard
- Background color/images must bleed to the edge of artboard
- Do not use spot colors from template in your artwork as they will not print

LEFT PANEL

RIGHT PANEL

BACK PANEL

bleed area
trim line
safe area