

This area will be folded to the back to create the pole pocket.

fold line

Do not design critical elements in this area.


stitch line

## Outdoor Banners: Parkway Double Sided

Total Graphic Area: 31" w X 68.5" h  
Total Visual Area: 30" w X 60" h  
(Height is adjustable)

Please note the grommet placement and stitch lines on the graphic when designing the artwork.



The graphic will be printed on both sides and folded on top and bottom to create a double sided print with 1" diameter pole pockets on top and bottom. See template for center fold line. Windslits will be cut into the graphic as well. See template.



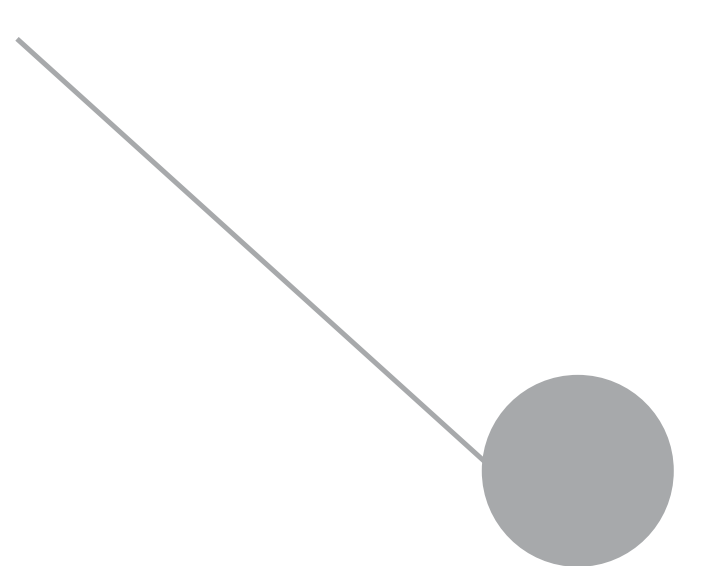
## General Art Guidelines:

- CMYK Color Mode
- All Solid Coated Pantone colors should be called out in the art as spot colors
- Embed all images and support files
- Resolution must be 100-120 ppi
- All fonts must be created to outlines
- Do not scale artboard
- Background color/images must bleed to the edge of artboard
- Do not use spot colors from template in your artwork as they will not print

FRONT



grommet is on same side as the pole that the hardware will be mounted to



Do not design critical elements in this area.


stitch line

This area will be folded to the back to create the pole pocket.



fold line

This area will be covered once the material from the front of the graphic has been folded to the back to create the pole pocket

stitch line



**BACK**



finished edge  
bleed area

stitch line

This area will be covered once the material from the front of the graphic has been folded to the back to create the pole pocket