

Hybrid Pro Modular Kit: Hybrid Pro Modular Kit 18

TEMPLATE @ 1/2 SIZE

Dye Sub Graphic Panels E1, F1, G1 and H1 (Outside)
Total Graphic Area: 98.375" w x 47.125" h
Finished Graphic Area: 94.375" w x 43.125" h

Dye Sub Graphic Panels E2, F2, G2 and H2 (Inside)
Total Graphic Area: 98.375" w x 47.125" h
Finished Graphic Area: 94.375" w x 43.125" h

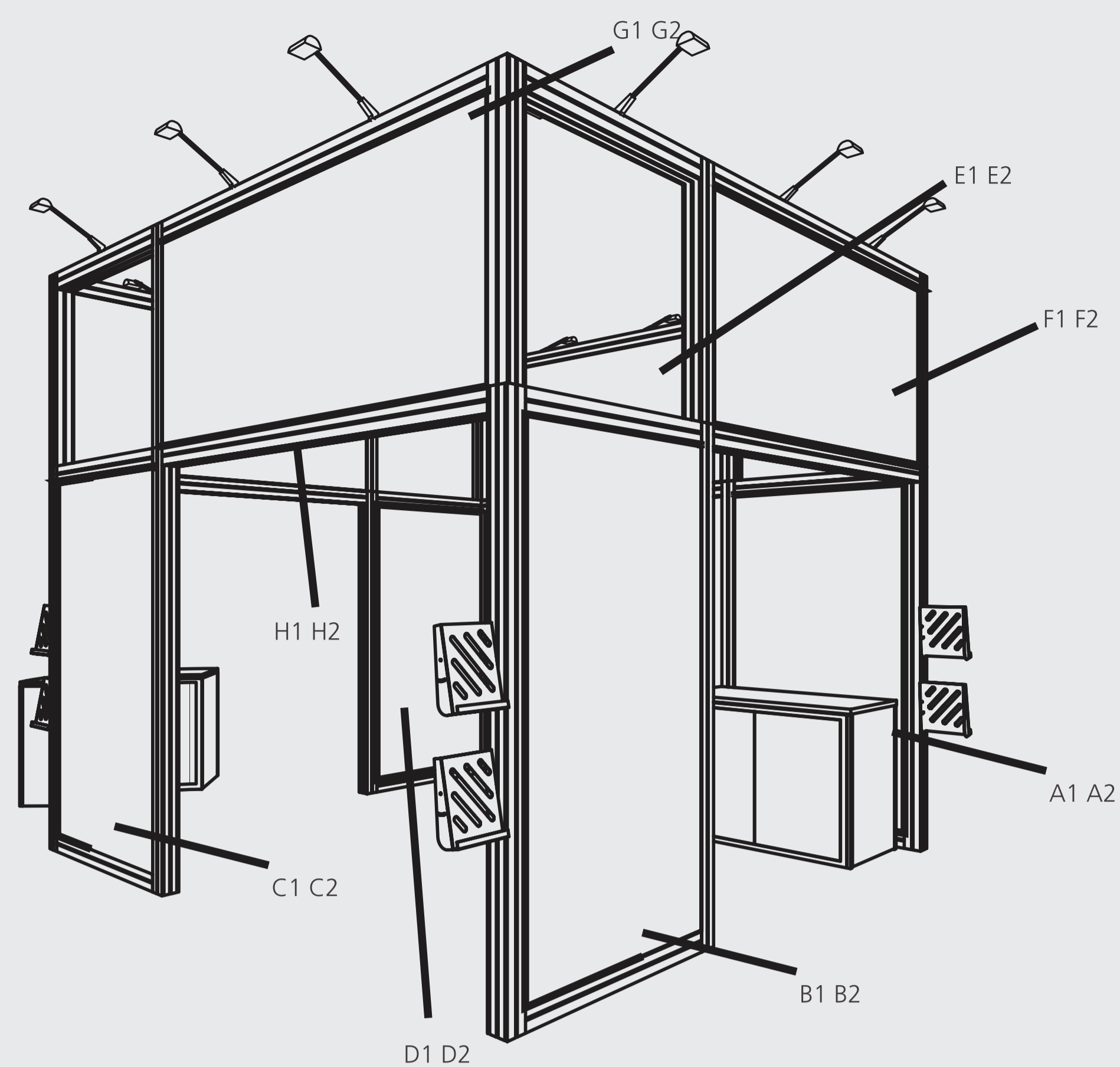
Dye Sub Fabric Panel A1, B1, C1 and D1 (Outside)
Total Graphic Area: 51.125" w x 90.5" h
Finished Graphic Area: 47.125" w x 86.5" h

Dye Sub Fabric Panel A2, B2, C2 and D2 (Inside)
Total Graphic Area: 51.125" w x 90.5" h
Finished Graphic Area: 47.125" w x 86.5" h
(Panel A2 viewable area: 47.125" w x 53.125" h)

Please be sure to include 2" bleed around the perimeter of all dye-sub graphics.

Please consider obstructions and spaces created by the extrusions when designing your graphics.

Please design the hybrid counter artwork on a separate template.



General Art Guidelines:

- CMYK Color Mode
- All Solid Coated Pantone colors should be called out in the art as spot colors
- Embed all images and support files
- Resolution must be 200-240 ppi at 1/2 size, 100-120 ppi at full size
- All fonts must be created to outlines
- Do not scale artboard
- Background color/images must bleed to the edge of artboard
- Do not use spot colors from template in your artwork as they will not print

PANEL A1 (Outside)

PANEL A2 (Inside)

PANEL D1 (Outside)

PANEL D2 (Inside)


PANEL C1 (Outside)

PANEL C2 (Inside)

PANEL B1 (Outside)

PANEL B2 (Inside)

bleed area —
trim line —
safe zone —



PANEL E1 (Outside)



PANEL E2 (Inside)



PANEL F1 (Outside)




PANEL F2 (Inside)



PANEL G1 (Outside)

PANEL G2 (Inside)



PANEL H1 (Outside)

PANEL H2 (Inside)