Straight Hopup Accessory Kit 01: 3x3 Hopup

Total Graphic Area: 93.5”w X 93.5”h
Total Visual Area: 89.5”w X 89.5”h
Monitor Mount Cut Area: .039”w x 12”h

Please be sure to include the 2” bleed around the perimeter (note trim & stitch locations on template). DO NOT design any critical elements (text, logos, etc.) within 2” of the edge. Also, do not design critical elements near the monitor mount cut area as the monitor will obstruct it. Please see the layer labeled Monitor Obstructions for monitor placement.

Use separate pages for lit pocket graphics. This panel only represents placement to show the obstructed area.

General Art Guidelines:

- CMYK Color Mode
- All Solid Coated Pantone colors should be called out in the art as spot colors
- Embed all images and support files
- Resolution must be 100-120 ppi
- All fonts must be created to outlines
- Do not scale artboard
- Background color/images must bleed to the edge of artboard
- Do not use spot colors from template in your artwork as they will not print

REPRESENTS OBSTRUCTION ONLY

bleed area
trim line
velcro placement
stitch line

89.5” height + bleed

12.8125” width + bleed
11.8125” visual width

35.4375” visual height

ACRYLIC LITERATURE POCKET

Straight Hopup: Accessory Literature Rack

Total Graphic Area: 12.8125”w X 36.4375”h
Total Visual Area: 11.8125”w X 35.4375”h

Please be sure to include the .5” bleed around the perimeter. DO NOT design any critical elements (text, logos, etc.) within .5” of the edge or within the gray box on this template that indicates the literature pocket.

General Art Guidelines:

- CMYK Color Mode
- All Solid Coated Pantone colors should be called out in the art as spot colors
- Embed all images and support files
- Resolution must be 100-120 ppi
- All fonts must be created to outlines
- Do not scale artboard
- Background color/images must bleed to the edge of artboard
- Do not use spot colors from template in your artwork as they will not print

bleed area
trim line

REPRESENTS OBSTRUCTION ONLY

Use separate page for lit pocket graphics. This panel only represents placement to show the obstructed area.

REPRESENTS OBSTRUCTION ONLY

Use separate page for lit pocket graphics. This panel only represents placement to show the obstructed area.

12.8125” width + bleed
11.8125” visual width

36.4375” height + bleed

ACRYLIC LITERATURE POCKET

Straight Hopup: Accessory Literature Rack

Total Graphic Area: 12.8125”w X 36.4375”h
Total Visual Area: 11.8125”w X 35.4375”h

Please be sure to include the .5” bleed around the perimeter. DO NOT design any critical elements (text, logos, etc.) within .5” of the edge or within the gray box on this template that indicates the literature pocket.

General Art Guidelines:

- CMYK Color Mode
- All Solid Coated Pantone colors should be called out in the art as spot colors
- Embed all images and support files
- Resolution must be 100-120 ppi
- All fonts must be created to outlines
- Do not scale artboard
- Background color/images must bleed to the edge of artboard
- Do not use spot colors from template in your artwork as they will not print

bleed area
trim line

Straight Hopup Accessory Kit 01: 3x3 Hopup

Total Graphic Area: 93.5”w X 93.5”h
Total Visual Area: 89.5”w X 89.5”h
Monitor Mount Cut Area: .039”w x 12”h

Please be sure to include the 2” bleed around the perimeter (note trim & stitch locations on template). DO NOT design any critical elements (text, logos, etc.) within 2” of the edge. Also, do not design critical elements near the monitor mount cut area as the monitor will obstruct it. Please see the layer labeled Monitor Obstructions for monitor placement.

Use separate pages for lit pocket graphics. This panel only represents placement to show the obstructed area.

General Art Guidelines:

- CMYK Color Mode
- All Solid Coated Pantone colors should be called out in the art as spot colors
- Embed all images and support files
- Resolution must be 100-120 ppi
- All fonts must be created to outlines
- Do not scale artboard
- Background color/images must bleed to the edge of artboard
- Do not use spot colors from template in your artwork as they will not print

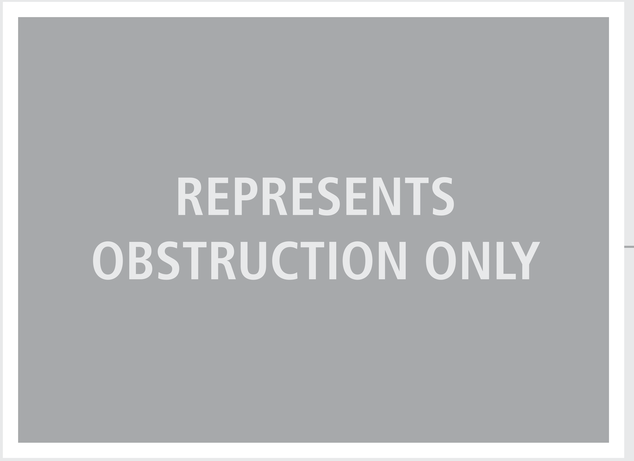

bleed area
trim line
velcro placement
stitch line

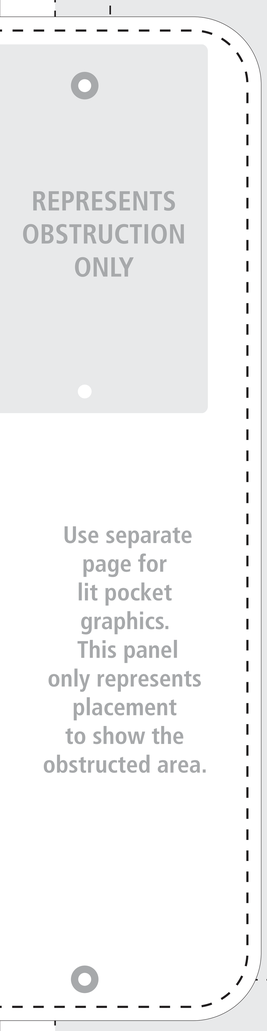

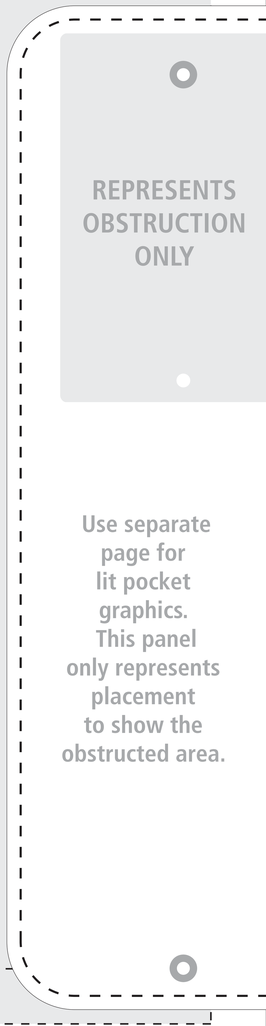

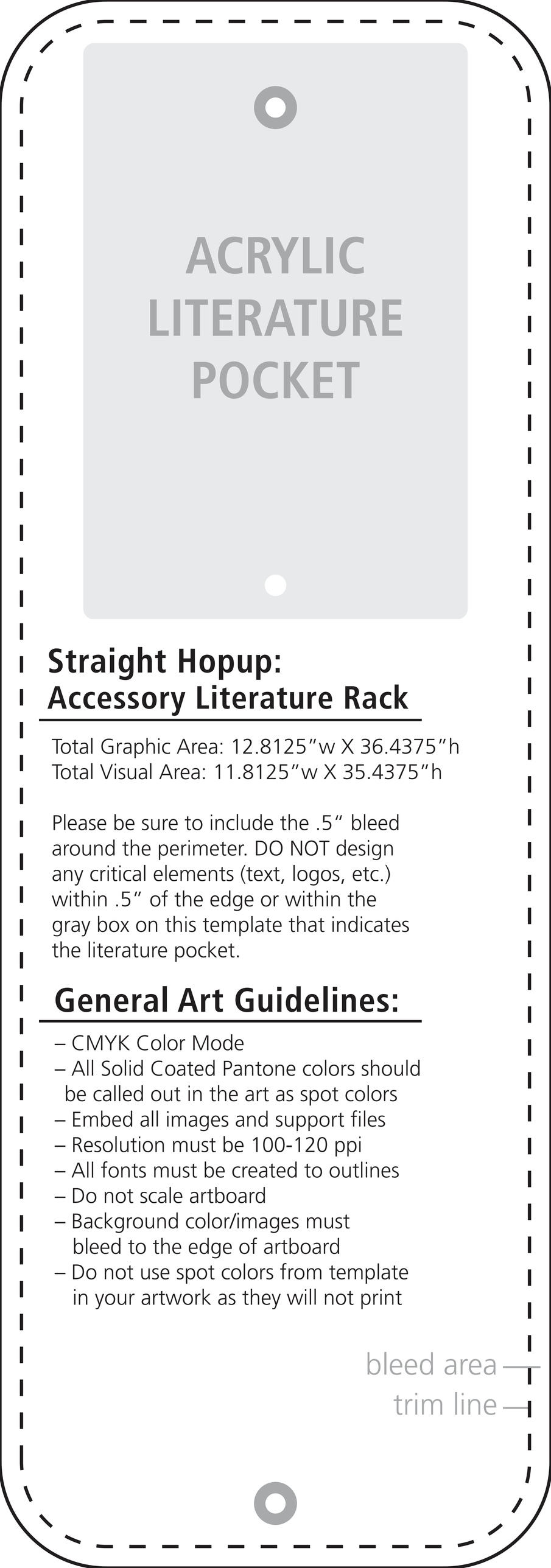

Straight Hopup: Accessory Literature Rack

Total Graphic Area: 12.8125”w X 36.4375”h
Total Visual Area: 11.8125”w X 35.4375”h

Please be sure to include the .5“ bleed around the perimeter. DO NOT design any critical elements (text, logos, etc.) within .5” of the edge or within the gray box on this template that indicates the literature pocket.

General Art Guidelines:

- CMYK Color Mode
- All Solid Coated Pantone colors should be called out in the art as spot colors
- Embed all images and support files
- Resolution must be 100-120 ppi
- All fonts must be created to outlines
- Do not scale artboard
- Background color/images must bleed to the edge of artboard
- Do not use spot colors from template in your artwork as they will not print

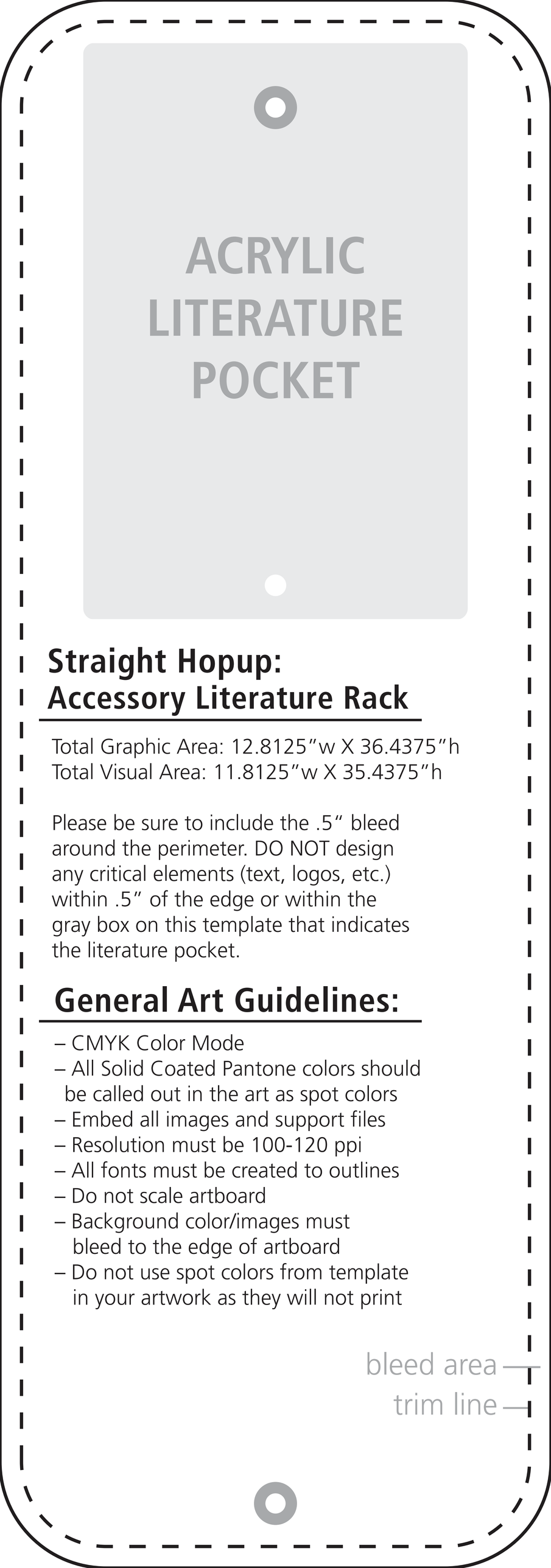

Straight Hopup: Accessory Literature Rack

Total Graphic Area: 12.8125”w X 36.4375”h
Total Visual Area: 11.8125”w X 35.4375”h

Please be sure to include the .5“ bleed around the perimeter. DO NOT design any critical elements (text, logos, etc.) within .5” of the edge or within the gray box on this template that indicates the literature pocket.

General Art Guidelines:

- CMYK Color Mode
- All Solid Coated Pantone colors should be called out in the art as spot colors
- Embed all images and support files
- Resolution must be 100-120 ppi
- All fonts must be created to outlines
- Do not scale artboard
- Background color/images must bleed to the edge of artboard
- Do not use spot colors from template in your artwork as they will not print